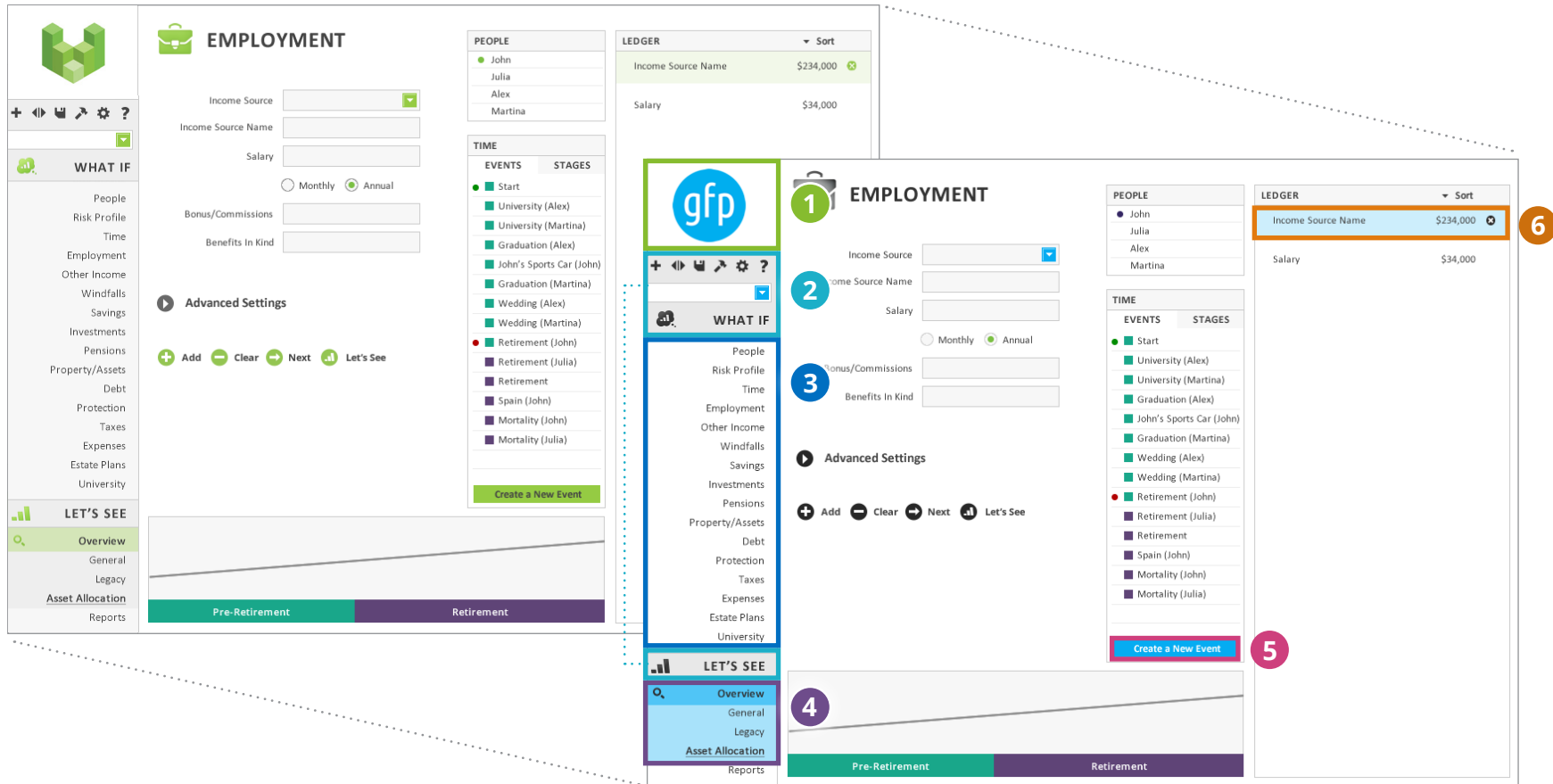


## NAVIGATION / CONTENT PAGES

To get started on your custom version of Voyant, please provide us with the following details. If you need help figuring out the best way to represent your brand's identity, the Voyant Design Team will gladly assist you in building your own color scheme!



**1** **Logo:** Dimensions = At least 300 x 300 px; Format = PNG

**2** **Plan Management/Let's See Background:** RGB

**3** **Navigation Background:** RGB

**4** **Navigation Highlight:** RGB

**5** **Button Background:** RGB

**6** **Ledger Highlight/Table Accent:** RGB

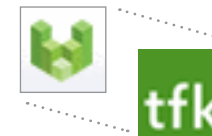
## IMAGE RESOURCES

You may either supply the images shown below, or the Voyant Design Team can generate imagery from the provided logo.



### SPLASH SCREEN

Dimensions = Variable; Suggested size between 350 x 350 - 500 x 500 px  
Format = PNG



### DESKTOP ICONS

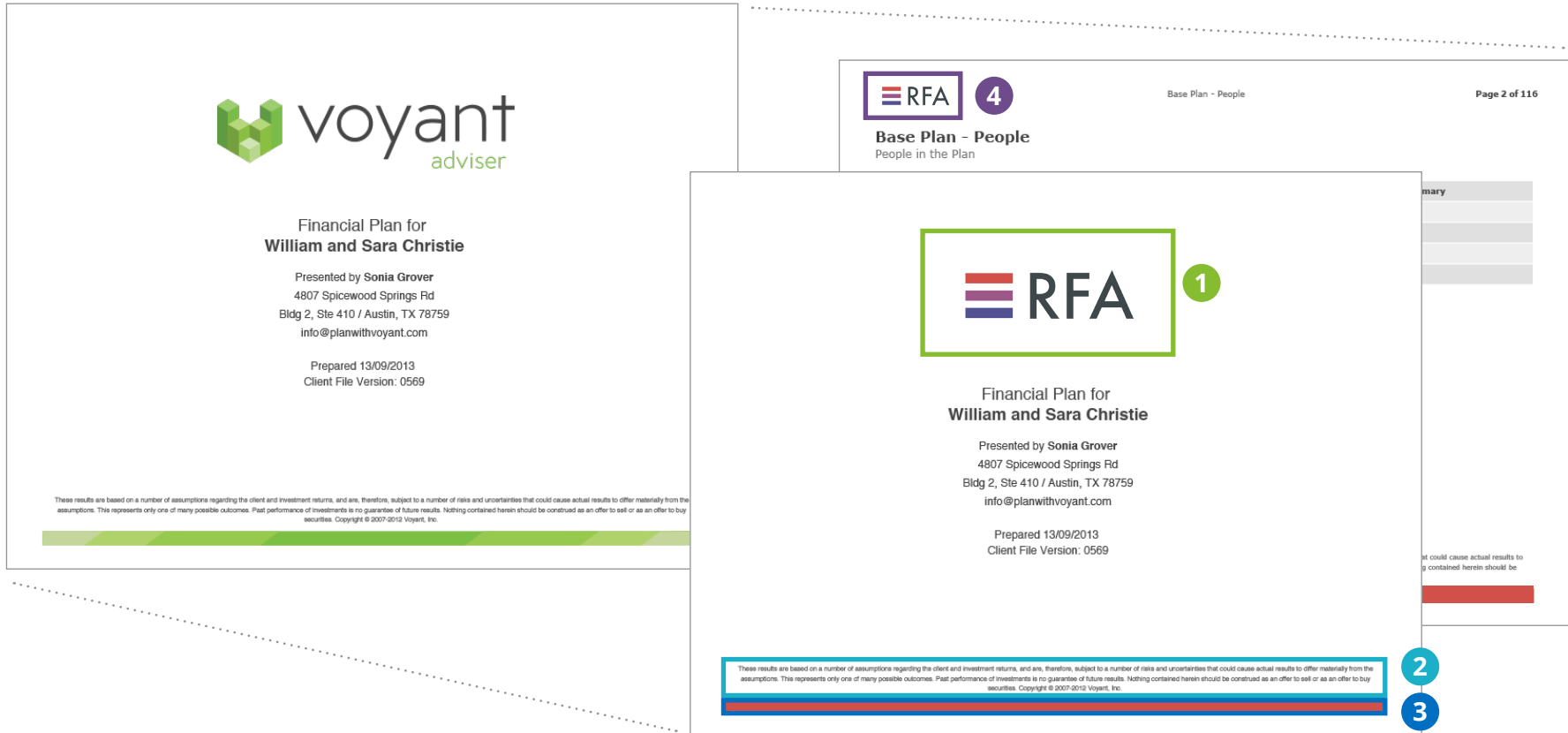
Dimensions = 16 x 16  
Format = GIF

# White Labelling Guide



## REPORTS

As with all other Image resources, Team Voyant can generate these from provided logos if needed.



- 7 Cover Logo:** Dimensions = At least 300 x 300 px; Format = JPG
- 8 Disclaimer:** Varies; not required but can be added if necessary.

- 9 Reports Footer:** RGB
- 10 Logo for Inside Pages:** Dimensions = 150 px x 40 px; Format = JPG

# White Labelling Guide



## NEED INSPIRATION?

In most cases, simple is better! If you are having a hard time deciding how to approach your white label, have a look below at some of the examples or contact the Voyant Design Team for assistance.

## TWO-COLOR EXAMPLES

This example shows a white label for 'gfp' with a blue and white color scheme. The interface includes a navigation menu on the left, a main content area with 'EMPLOYMENT' and 'WHAT IF' sections, a 'PEOPLE' list, and a 'LEDGER' table. The 'LEDGER' table shows an income source of \$234,000 and a salary of \$34,000. The 'WHAT IF' section includes options for 'Monthly' and 'Annual' payments, and 'Advanced Settings'. The 'PEOPLE' list includes John, Julia, Alex, and Martina. The 'LEDGER' table has a 'Sort' dropdown and a 'Salary' column.

This example shows a white label for 'tfk group' with a dark green and white color scheme. The interface is identical to the 'gfp' example, but with the 'tfk group' logo and a dark green navigation menu. The 'LEDGER' table shows an income source of \$234,000 and a salary of \$34,000. The 'WHAT IF' section includes options for 'Monthly' and 'Annual' payments, and 'Advanced Settings'. The 'PEOPLE' list includes John, Julia, Alex, and Martina. The 'LEDGER' table has a 'Sort' dropdown and a 'Salary' column.

## THREE-COLOR EXAMPLES

This example shows a white label for 'RFA' with a red, white, and blue color scheme. The interface is identical to the 'gfp' example, but with the 'RFA' logo and a red, white, and blue navigation menu. The 'LEDGER' table shows an income source of \$234,000 and a salary of \$34,000. The 'WHAT IF' section includes options for 'Monthly' and 'Annual' payments, and 'Advanced Settings'. The 'PEOPLE' list includes John, Julia, Alex, and Martina. The 'LEDGER' table has a 'Sort' dropdown and a 'Salary' column.

This example shows a white label for 'ABC FINANCIAL' with a yellow, white, and orange color scheme. The interface is identical to the 'gfp' example, but with the 'ABC FINANCIAL' logo and a yellow, white, and orange navigation menu. The 'LEDGER' table shows an income source of \$234,000 and a salary of \$34,000. The 'WHAT IF' section includes options for 'Monthly' and 'Annual' payments, and 'Advanced Settings'. The 'PEOPLE' list includes John, Julia, Alex, and Martina. The 'LEDGER' table has a 'Sort' dropdown and a 'Salary' column.